
ACTION PLAN PROPOSALS

For the Mae Kapiang Community



Proposed by the members of

Compass Youth Leadership Camp (CYC) 2017

Compass Youth Leadership Camp



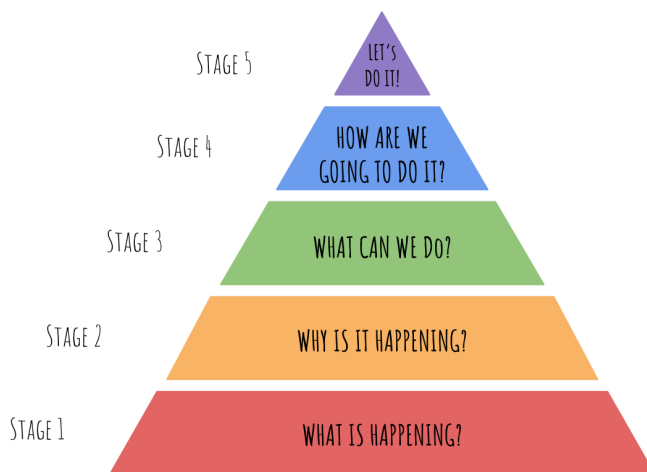
Learning to Lead for a Flourishing Future
www.compasseducation.org

WHAT ARE THESE ACTION PLANS?

As part of this year's Compass Youth Leadership Camp (CYC), participants visited the village of Mae Kapiang to inquire into the opportunities and challenges this village faces in promoting sustainable development. Through observation, interviews and learning more about Karen (a prominent hill tribe in Thailand) culture, the campers were able to gather real data to create system maps about the Mae Kapiang community and thus identify opportunities for their future prosperity.



CYC METHODOLOGY



In order to create meaningful action plans for the Mae Kapiang village, campers learned Pyramid Lite. Pyramid Lite is a version of the VISIS methodology for sustainable development created by Alan Atkinson that has been modified for use on a smaller scale to promote education for sustainable development.

At the foundation of this pyramid is the Sustainability Compass. Like a regular compass serves as an orientation tool on a journey, this tool helps orient people towards sustainability.



THE CYC ACTION PLAN JOURNEY



PLAN 1: Beyond Infinity

Presenters: Kanase, Lina and Sophie

Mae Kapiang village has an area of 1260 acres and farming is the main source of income for many of the Karen families. Through the interviews we conducted, we discovered that many farmers use chemical pesticides and fertilisers which is the root cause of many of their problems as it is not only expensive to purchase for many families but also is affecting their water quality and putting their health at risk. Therefore the leverage point we identified was their use of chemical fertilisers and pesticides. The action plan we created is called “Beyond Infinity” that introduces natural fertilisers, composting and biochar to their community to tackle these issues in the village and like the name suggests, to farm sustainably. Rather than purchasing chemical pesticides that leads to debt, the Karen community can use the limes that they already grow as a natural pesticide that can make farming costs lower and also reduce chemicals that enter their water ways.

Since our goal was to integrate the three R’s (reuse, reduce, recycle) in the Karen community, we also recommended that they start composting. The food remains that they currently just toss anywhere near their home into the bushes and soil can be composted and used to put nutrients back into the soil for the crops they grow. They can also use their agricultural waste to produce biochar that can improve plant growth, soil quantity and quality by making a biochar oven that is relatively easy and inexpensive to build through the assistance of the Warm Heart Foundation that already helps many Thai farmers. It will take time for the Karen people to get use to this new way of farming but the long term benefits will outweigh the initial struggle.

If this action plan is integrated into Mae Kapiang, it can help to make villagers use their resources effectively, improve their polluted water ways and would also remove unnecessary costs for families. The use of natural fertilisers and pesticides will make the soil more fertile and therefore make farming more efficient and less costly in the long run. Moreover, eliminating their use of chemical pesticides will not only help their environment and wellbeing but would also financially benefit the Karen community.

-Lina

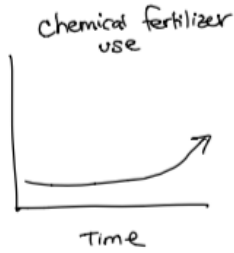
Summary Overview:

^NBeyond Infinity ∞

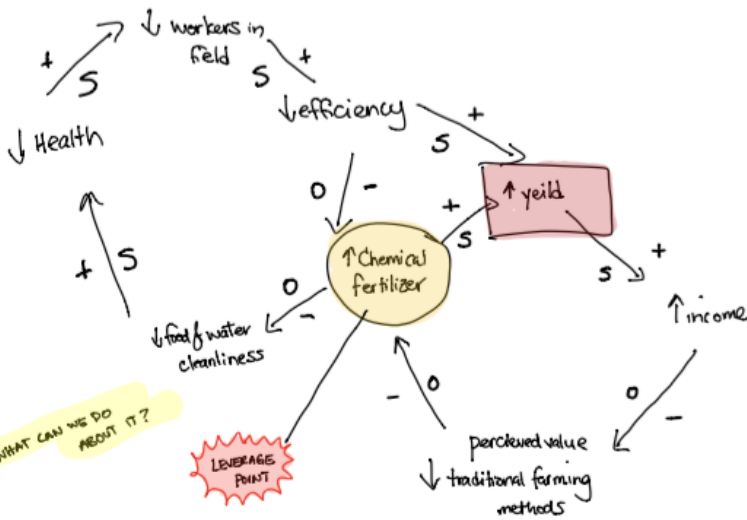
Kanase, Lina, Sophie

Addressing Chemical pesticides & fertilizers

WHAT'S HAPPENING?




WHY IS IT HAPPENING?

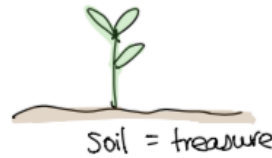


WHAT CAN WE DO ABOUT IT?

How CAN YOU DO IT?




"One man's garbage is another man's treasure"



Solutions

Natural pesticides



Reduce, Reuse, Recycle

Composting

Manure

+

Agricultural waste (rice husk)

+

Food waste (eggshells, banana peels)

Biochar

- enhances plant growth
- reduces fertilizer (costs less)
- better quality soil
- absorbs more water
- lots of nutrients

WATER EFFICIENT
possible partnership opportunity to learn more

LET'S DO IT?

Feedback from Mae Kapiang reps...

- will share Biochar idea
- try to use minimal chemicals already

Presentation:

Beyond Infinity

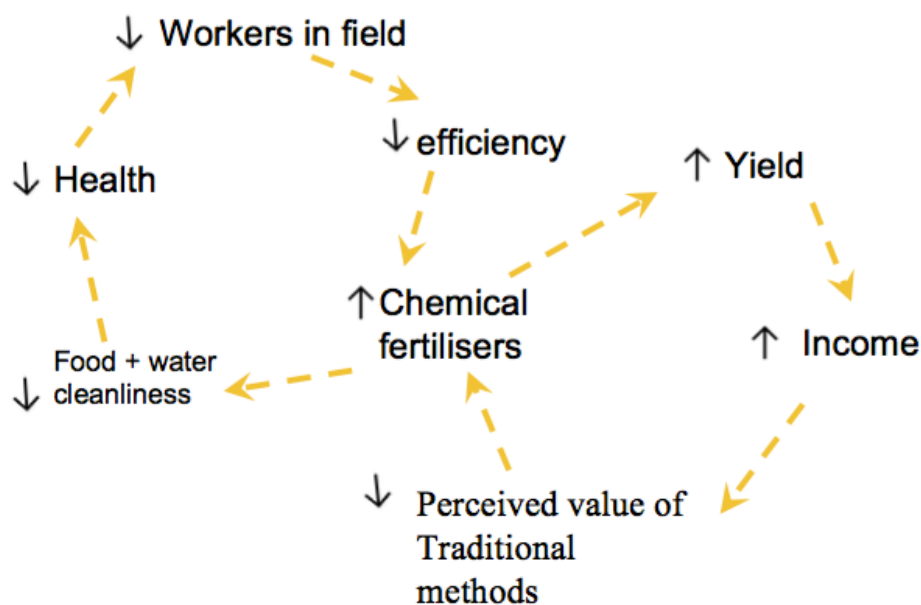
Chemical
pesticides/fertilizers

Effect of chemical pesticides

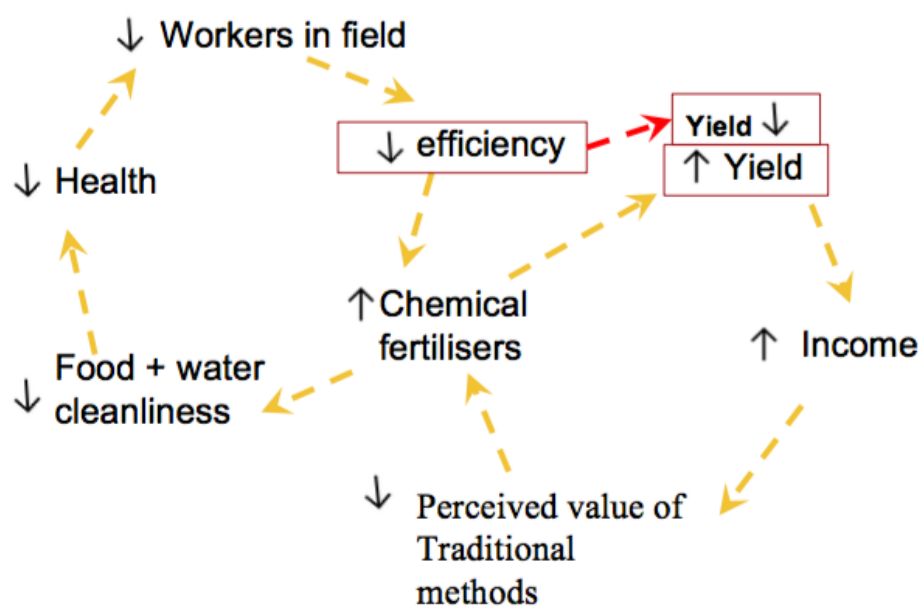
- + Environment
- + Soil quality
- + Crop quality
- + Health of villagers



Feedback loop



Feedback loop



Goals

Integrate the 3 R's in the community

- + Reduce chemicals in soil
- + Reduce waste
- + Healthier lifestyle





What can you do?



Natural pesticides


Plants That Repel Insects



**“One man’s garbage is
another man’s treasure”**



YOUR MOST VALUABLE ASSET IS YOUR SOIL



Natural fertilizers

- Compost
- Biochar



Composting your waste

Manure

Agricultural waste (remains from lychee tree, weeds, sawdust)

Food remains (eggshells, fruit skin/peels,)

BIOCHAR



Benefits

- ✦ Enhanced plant growth
- ✦ Reduced fertilizer requirement = less costs
- ✦ Better quality soil
- ✦ Absorbs more water
- ✦ Lots of nutrients



**Partnering with communities
Building sustainable futures**



Thanks!



PLAN 2: Study Room

Presenters: Bennett, Guych and Youone

The action plan that my group created is called the Study Room. The Study Room is a space for learners to share knowledge as well as a place for meetings and workshops in the village. This plan is thought in response to the lack of the quality of education in the village. There are schools, but it is far from the village and so learners would have to study on their own. The study room will be a space where students can have collective learning experience improving the quality of education they get. The study room itself doesn't have to be fancy. It can start from any available space in the village, books and other necessities can be achieved through donations from the community. This would be a great idea for the village because it helps to improve opportunity in jobs and schools improving life in the village.

-Bennett

Summary Overview:

E Study Room

Bennett, Guych, Youone

What's happening?



"A room where your mind goes 'room'"

Aim: Improve quality of education by creating a space where learners can improve knowledge.

Why is it happening?

What can we do about it?

Important because
Impacts

- Opportunities
- Jobs
- Promotions
- Innovations
- Improving agriculture

How can we do it?

What do you need?



What could the timeline be

Present idea to
village

Get an
agreement

Find available
space to use

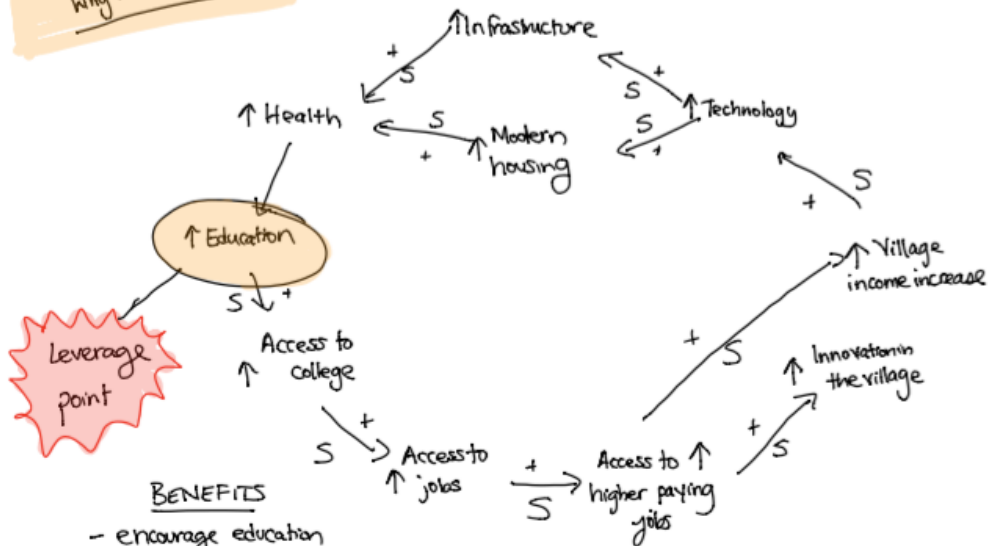
Implement
study room

Further investment
in learning equipment

Let's do it!?

FEEDBACK

- The community has gatherings for learning, but no designated space, so this could be helpful.
- eg. - could use for Karen culture
- Women's group



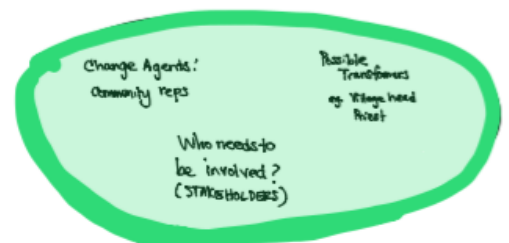
BENEFITS

- encourage education
- improve employment
- improve learning opportunities
- opportunities for innovation
- improved agriculture
- agricultural yield(s)

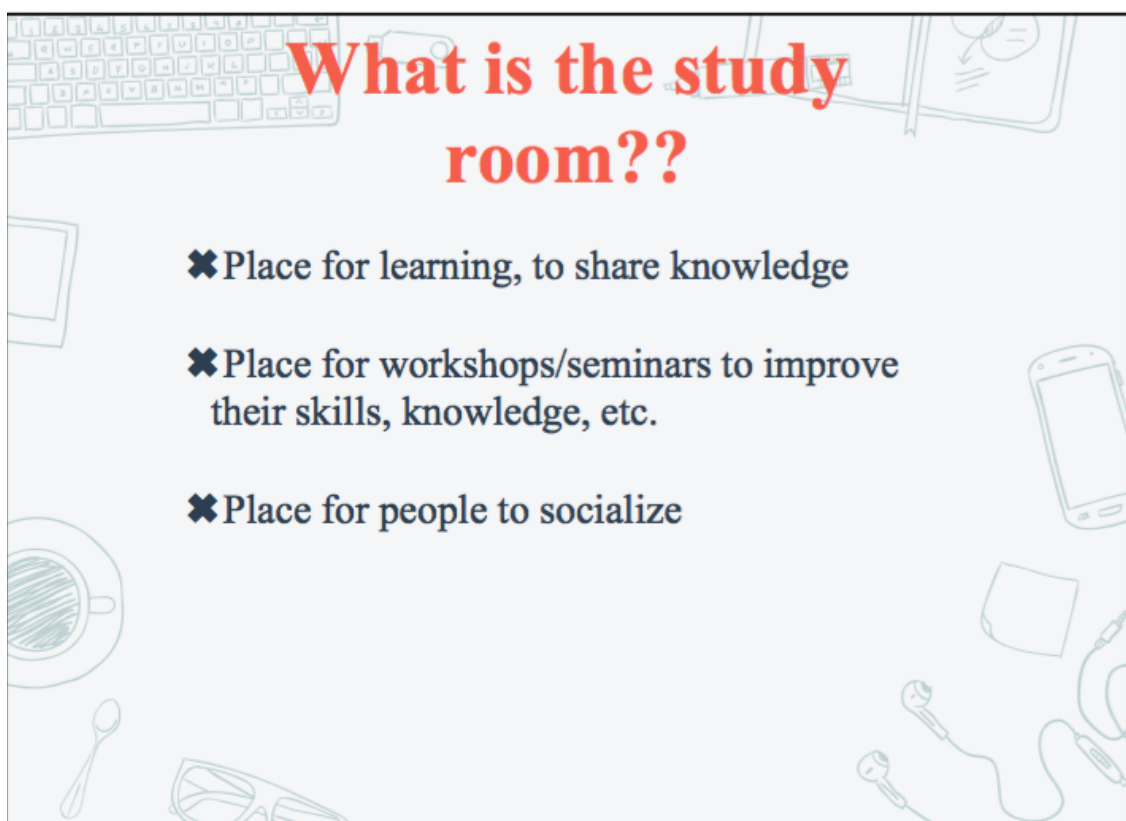
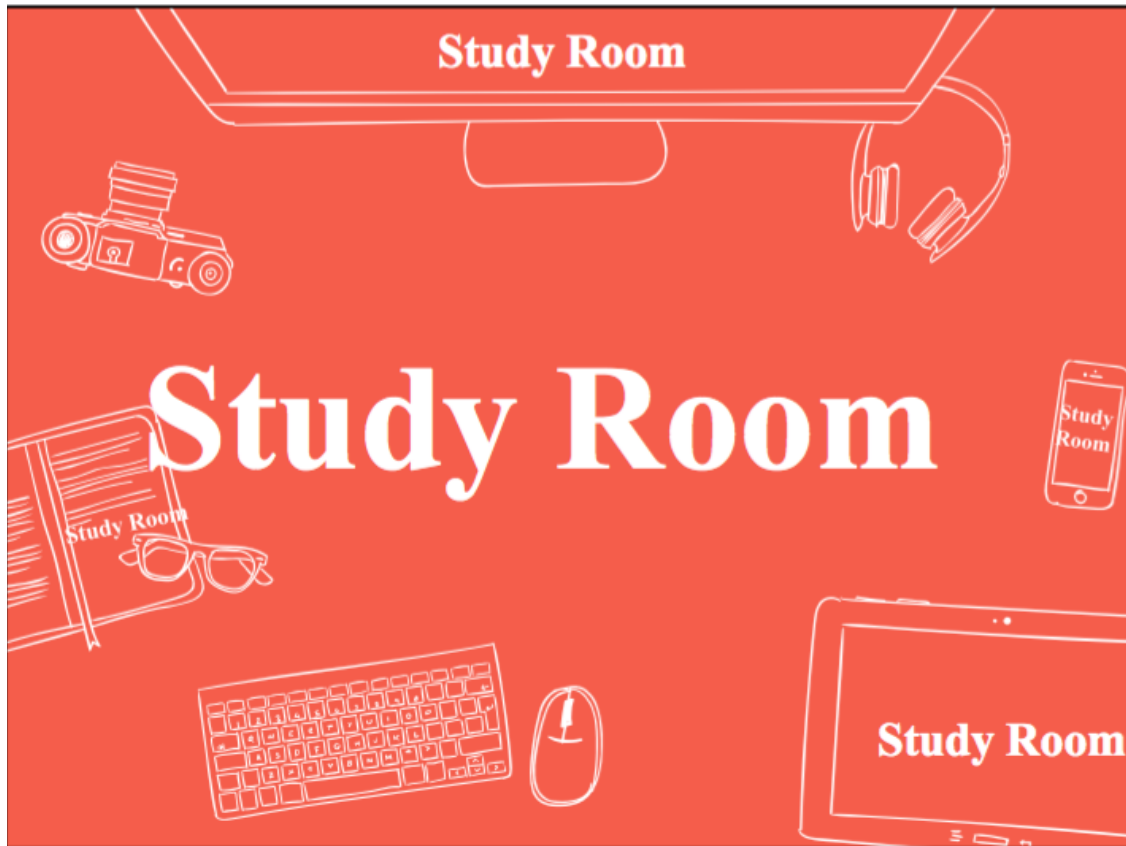
STUDY ROOM!

- Place for learning to share knowledge
- Place for seminars, workshops to improve skills, knowledge, etc.
- Place to socialize

Can be simple to start!

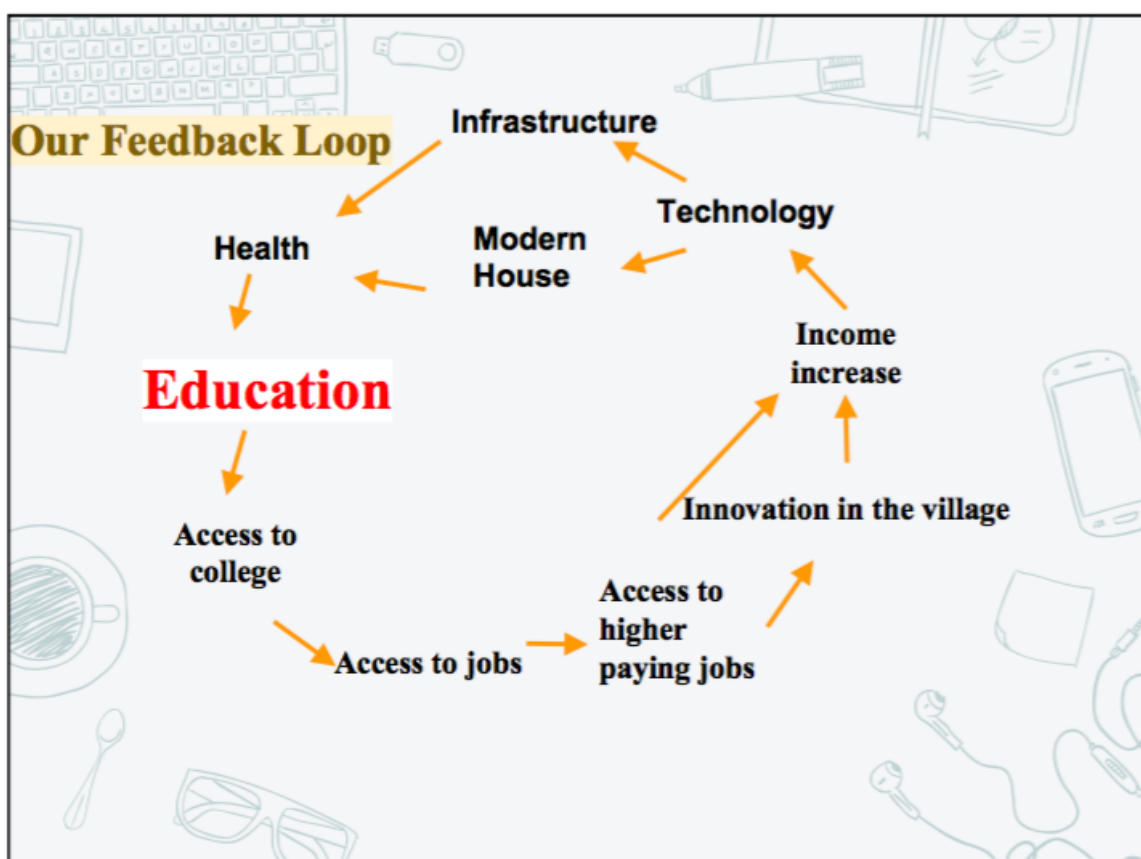


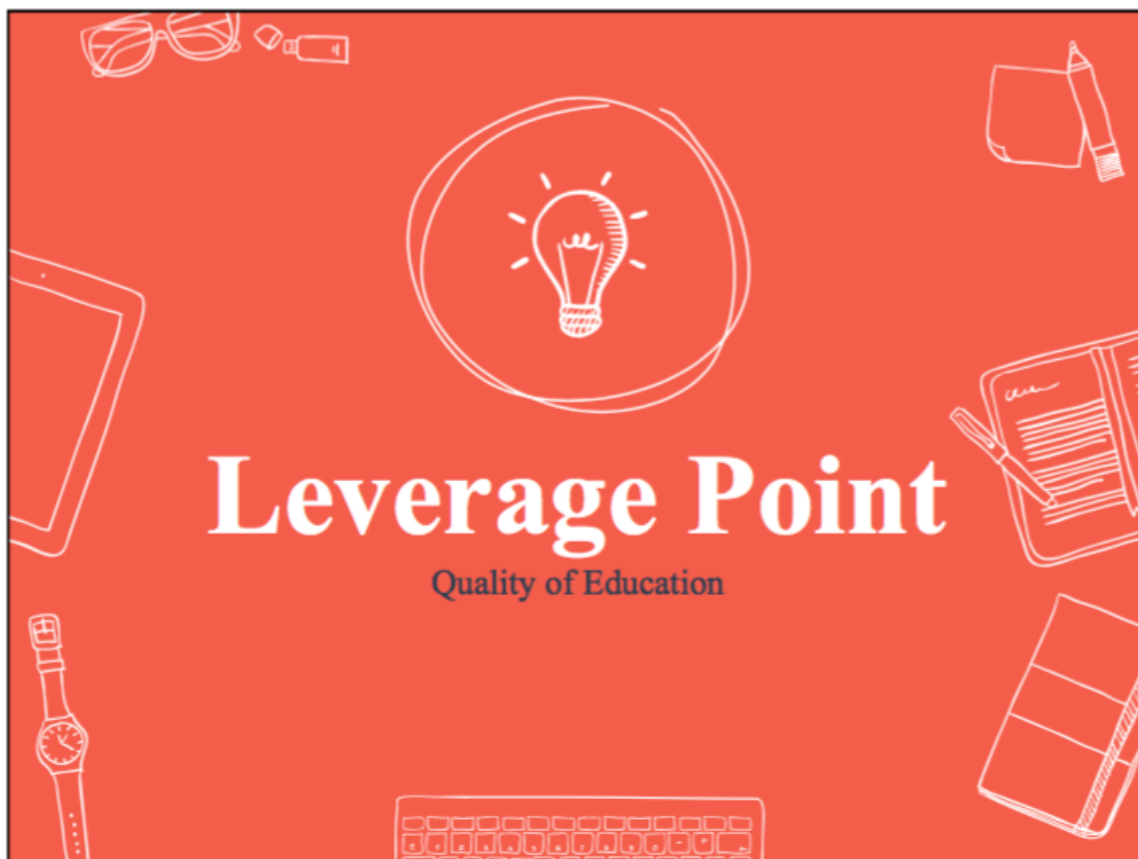
Presentation:



GOAL

Improve the quality of education by creating a space where learners share and improve knowledge through collective studying.





TIMELINE

- ✖ Presenting the idea to your village
- ✖ Sharing the idea with your village
- ✖ Villagers agreement
- ✖ Using an available space/ building a new space
- ✖ Using/Implementing the study room
- ✖ Further investments in learning equipment

Stakeholders

Change Agents

✖ YOU

Transformers

✖ Village head

✖ Priest

Pros and Cons

Pros:

- ✖ Encouragement of education
- ✖ Improved employment
- ✖ Improved school and learning opportunities
- ✖ Opp. for Innovation
- ✖ Improved agriculture
- ✖ Agricultural yield/s
- ✖ Increase in income

Cons:

- ✖ Money loss in the short run for investments
- ✖ Allocation of resources
- ✖ Loss of space

HOW DO WE MAKE IT POSSIBLE?

WHAT YOU WILL NEED:

- ✖ Investments
- ✖ Learning space
- ✖ Tables and Chairs
- ✖ Textbooks, Books
- ✖ Utensils(e.g. pen, pencil, whiteboard, marker, highlighter, etc.)



Bibliography

Pareek, Shreya. "How A Library In A Village In Bihar Is Changing The Lives Of The Students." The Better India. November 07, 2015. Accessed June 26, 2017. <http://www.thebetterindia.com/15864/library-rural-bihar-changing-lives-students-prayog-suryaprakashrai/>.

PLAN 3:Community Talks

Presenters: Alison, Claire, Doria

The action plan Doria, Alison, and I made is called "Community Talks" where talks are scheduled within the community to discuss the importance of education. Our leverage point is the belief in education, because we believe that even the smallest of ideas can impact everything else. The belief that education can change the world is just a kickstarter for the future development of education. We planned our idea so that someone influential in the Mae Kapiang village would speak about their experience with education, and how they were able to get to their position.

Whether they were the head chief, or the priest, they would share why they thought education was important. It would also be a place to learn about Karen history, as well as other factors about their village. Our main idea is that it would be a very flexible thing to add to their village. We feel it would be good for the village, because when talking to the community they feared the more educated children were, the less likely they were to come back. Hence, why they are hesitant about developing their education system within the community. We wanted to add this to show the benefits of their community.

-Claire

Summary Overview:

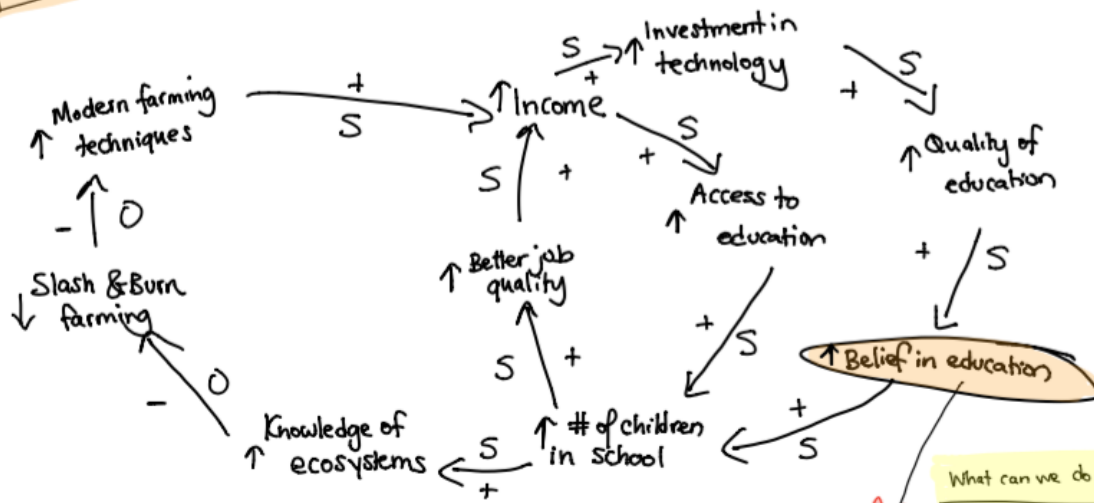
What's happening?



Why is it happening?

Community Talks

Doria, Allison, Claire



Possible concerns...



Scheduling talks

Cost of talks (if from a visitor)

as - someone from the city
0 - an expert or teacher

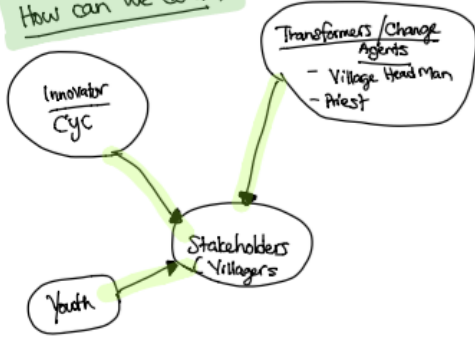
w/ more education,
children COULD leave
the village & not come
back.

Development of
Education



cross-village migration
Karen culture?

How can we do it?



Influential members have influence = MODELING

Importance of Education for children

- Communication
- Agriculture
- New, easier forms of agriculture
- The lives of village members (Headman, priest)
- Preserving Karen language
- Karen history

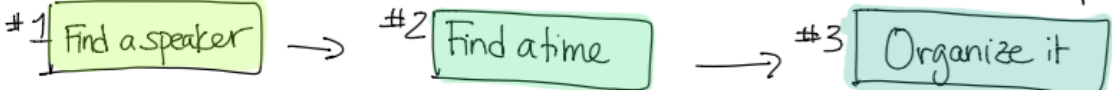
Let's Do it!?

Feedback

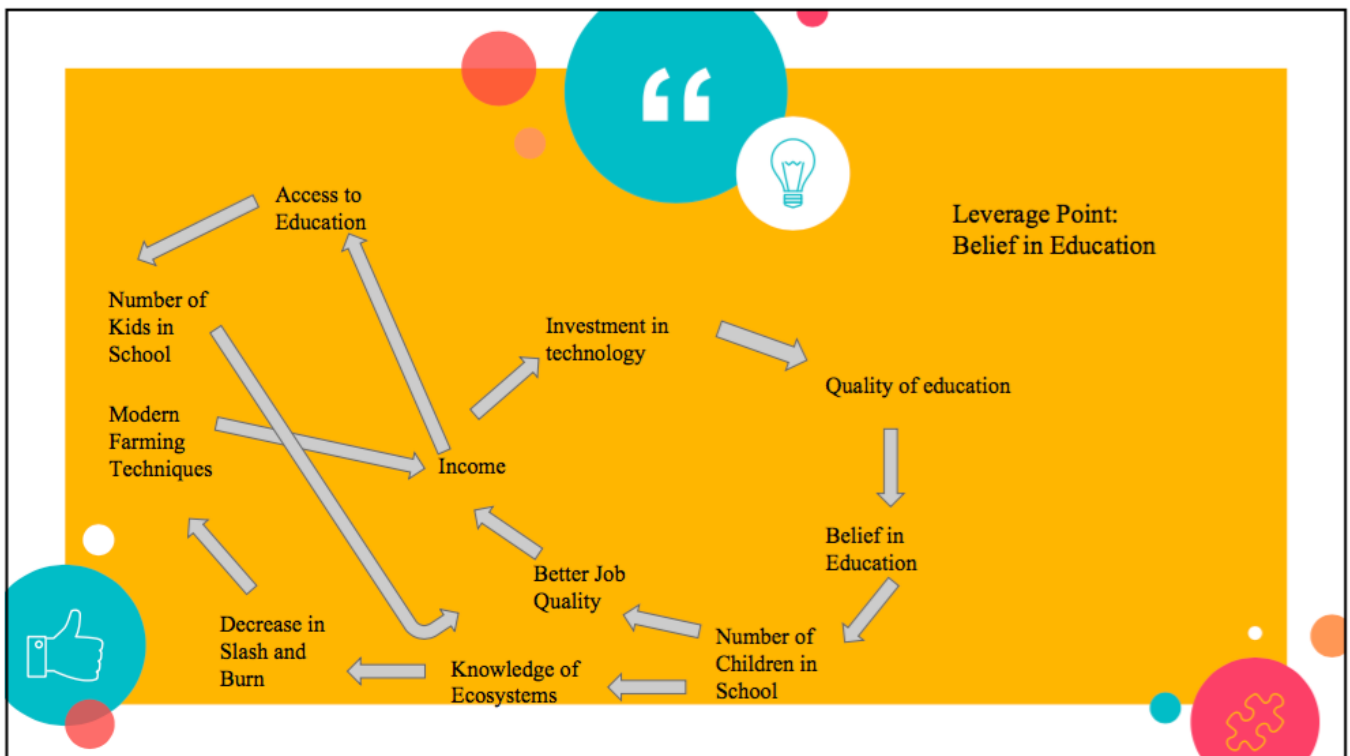
- Could be a good way to encourage knowledge on topics like chemical pesticide use.
- Interesting idea

All innovations are connected! Could even use space from "Study Room" Plan.

Timeline (possible)



Presentation:



What is it?

Our idea is to offer a time to talk about your lives and the benefits of education.



How the idea works

A time to talk will be:

- Opportunity to share
- A new way to connect
- A way to learn more



The Concerns

ความกังวลบางอย่างที่คุณอาจมี ...

- Timing of talks/schedule
- Cost of talks
 - If the speaker is not from the community
- Development of Education

Ideas สิ่งที่คุณทำได้

ความคิดบางอย่างสำหรับการพูดคุย

- Why education is important
 - New and easier forms of agriculture
 - The lives of the village members (Head Chief, the Priest)
 - Preserving the Karen language
 - Learning and talking about Karen history

Stakeholders

Innovators

CYC Team 2017

Transformers / Change Agents

Head of Village

Priest

Stakeholders

Villagers of all ages

Why?

Having influential members of the community can teach the importance of developing education, as well as learning new forms of agriculture and preserving their language.

Timeline and What to do

1

Find a speaker!

- Priest
- Matar
- Head Chairman
- Rei

2

Find a time

- When can you do it?
- Perhaps after Church

3

Organize it!

- Get a group of people to organize the talk for your

An Example of a Talk

ตัวอย่าง



Pros ข้อดี

- Importance of education to children
- New knowledge on certain areas in the community
- Communication
- Agriculture
- More sustainable?
- Laws and systems



Details

Materials you may need

- Projector (optional)
- Computer for presentations (optional)
- Food as an incentive

Organizers

- Women's association
- Advertisement

ขอขอบคุณ!

If you have any questions, please feel free to ask!

Concluding Remarks:

In late June of this year, I had the opportunity of being head facilitator of Compass Education's 3rd annual Compass Youth Camp.

This year's Compass Youth Camp was a great success. One reason for this year's success was due to a strong coordinator and facilitator team. The facilitator team consisted of two campers from the previous camp, one new facilitator, and two returning facilitators (one being me) from the previous year's camp. Due to the bonds we'd formed in the previous year's camp, and our new facilitator who fit right in, our facilitator team was strong from the start and this set us up for a great week.

Another reason for this camp's success was that everyone who attended got involved. With a week planned full of team building activities, classroom time for learning, a community visit halfway through the week, and even some break time for bonding, the campers – along with the facilitators and coordinators – were constantly engaged and willing to participate. It was a fun week that wouldn't have been possible without the many open minds that were present, eager to learn about the many systems thinking tools used for analysis, discussion, and problem-solving in the hopes of helping create a better future for all future generations.

The central focus of the week was applying the different tools to Pyramid Lite. After visiting the village, the campers were able to apply what they learned from the community members to the pyramid and begin working their way up to form three different action plans. During our stay at the village, the campers interviewed several members of the community to learn more about it from the perspectives of the four different compass points. After developing their ideas, and working their way up Pyramid Lite, the campers were able to present to a panel of members from the community, their action plans as suggestions for possible changes that the community could implement.

This process of action planning is very structured and is a great tool to inspire discussion and collaboration between students. I believe that the pyramid is integral to systems thinking, and is a very thoughtful way of creating positive change and sustainable development. This process can be applied to all communities, and learning how to use this unique tool is integral in the training of change agents. If applied on a global scale, this tool can make decision-making a collaborative effort which would avoid the creation unsustainable action, and promote international partnerships, making the global goals all the more achievable.

The greatest aspect of CYC is that by the end of the week, not only have you acquired so much knowledge that you can bring back to your community, but you've acquired other skills that come in handy on a daily basis, especially for students who return to school in the fall. Through the modules taught throughout the camp, campers learn presentation and facilitation techniques, and gain confidence by presenting in front of different people. These skills are necessary for a student in order to become a leader and change agent in a world in need of change.

Compass Youth Camp is an incredible opportunity for all high school students to learn about how they can create change. With collective effort, hard work, and dedication, a sustainable future is foreseeable and Compass Education has paved the way for students to start making that effort by working together towards sustainable development.

-Naia (Head Youth Facilitator)



Compass Youth Leadership Camp 2017