

Lesson Plan: Actions We Take Can Have Long-term Effects

by Joneta Loo

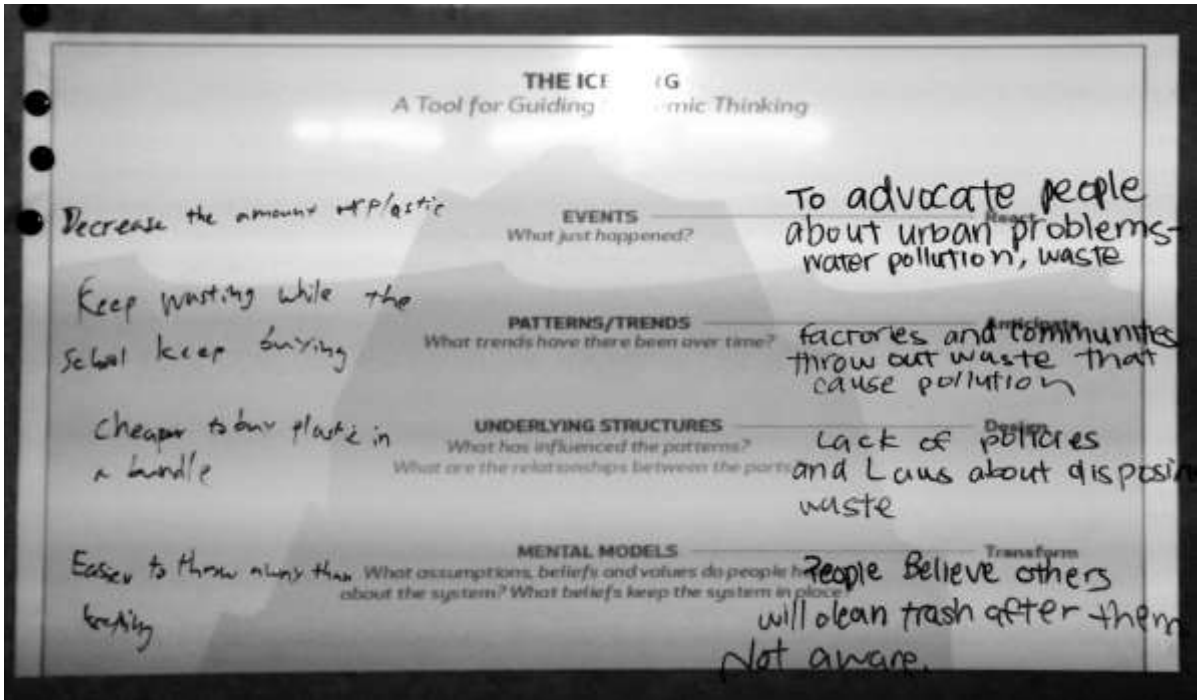
Tool(s) used:	<ul style="list-style-type: none"> • Sustainability Compass • Systems Iceberg
Purpose of using tool:	<ul style="list-style-type: none"> • Synthesizing Thinking • Guiding Discussion <p>Overview: To introduce sustainability thinking to students who are beginning to plan for the Community Project the importance of nature and animals.</p>
Context of lesson/case study:	Individuals and Societies classroom
Participants (# and description):	Two sections of Grade 8 students
Topic, Theme, or Key Understanding of unit/project:	Actions we take can have long-term effects
Length of unit/project:	3 class sessions in addition to Community Project (approximately 4 month timeframe)
Resources/materials & setting required:	Projector, laptop, writing materials, Compass printouts
<p>Lesson Plan/Description of the Project:</p> <p>Day 1:</p> <ul style="list-style-type: none"> - Introduce the iceberg model - Modelling and do together <p>Day 2:</p> <ul style="list-style-type: none"> - Operation Cat Drop - What is sustainability? What does it look like? Group table discussion activity - What does a sustainable Community Project look like? <p>Day 3:</p> <ul style="list-style-type: none"> - How do we design a project that anticipates unintended consequences? That lastseven when we are no longer there? - Sustainability compass modelling, group and individual 	
<p>Reflection</p> <p>Plusses:</p> <p>I think the tools provided valuable structure as a template to help frame student thinking. Doing things as a group before individual was also helpful as they used the discussion time to work out some of the questions and elements they were unsure about before approaching individual Community Projects. It was difficult to teach some sections due to language barriers and attempting to translate concepts into a way that students were able to grasp. There was a lot of extra time built into sessions for these reasons.</p> <p>Challenges:</p>	

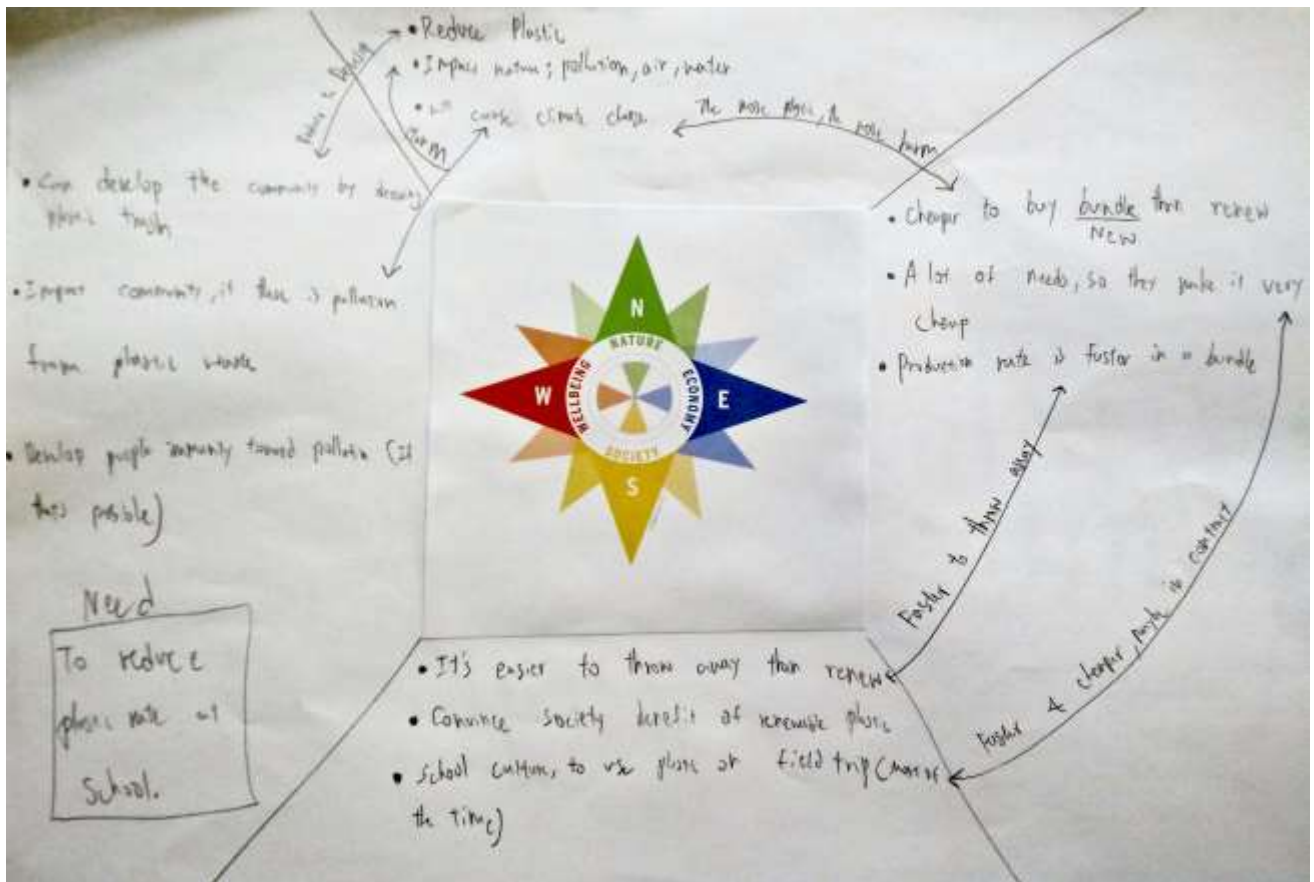
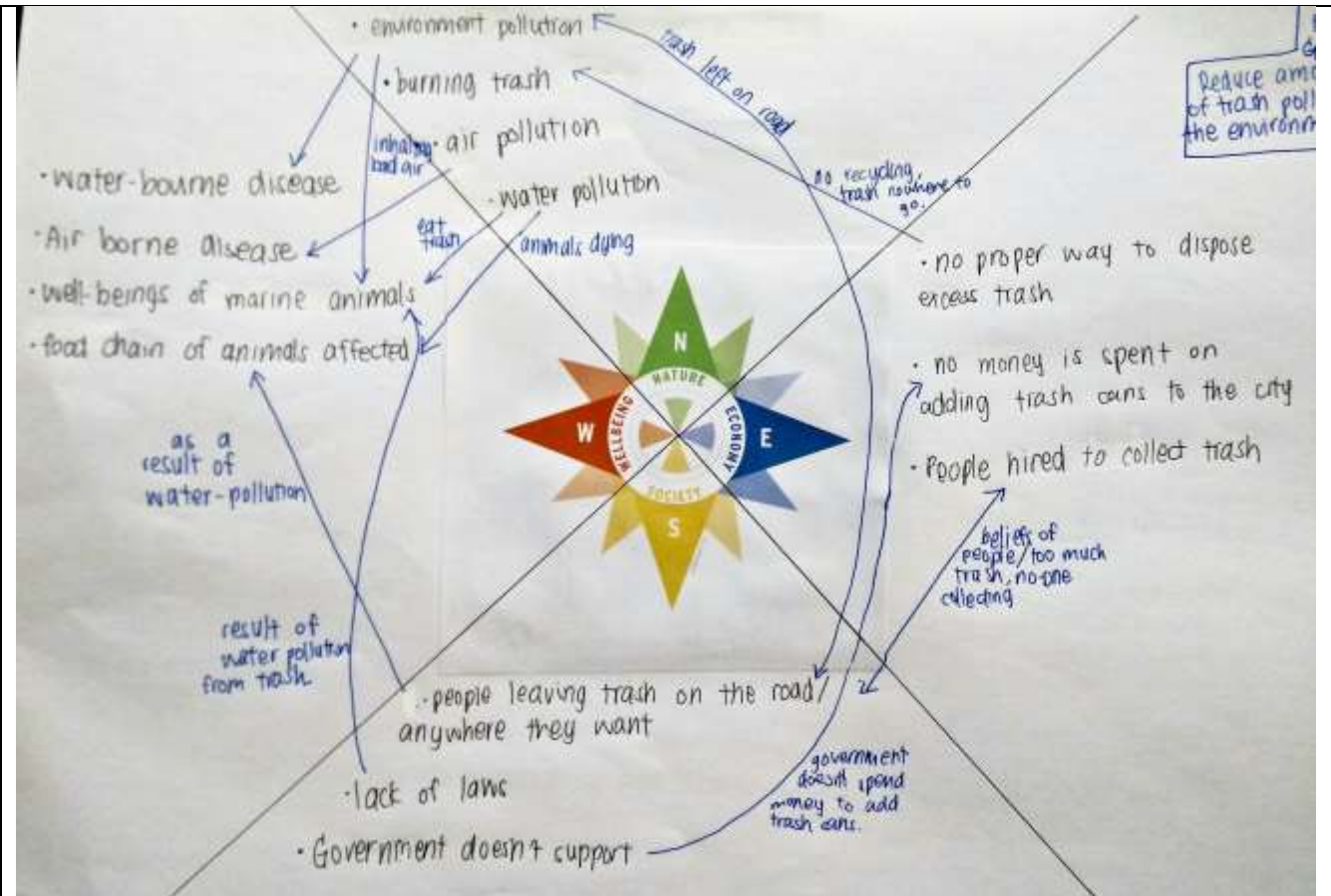
Build in more scaffolding through using simpler definitions and more activities.

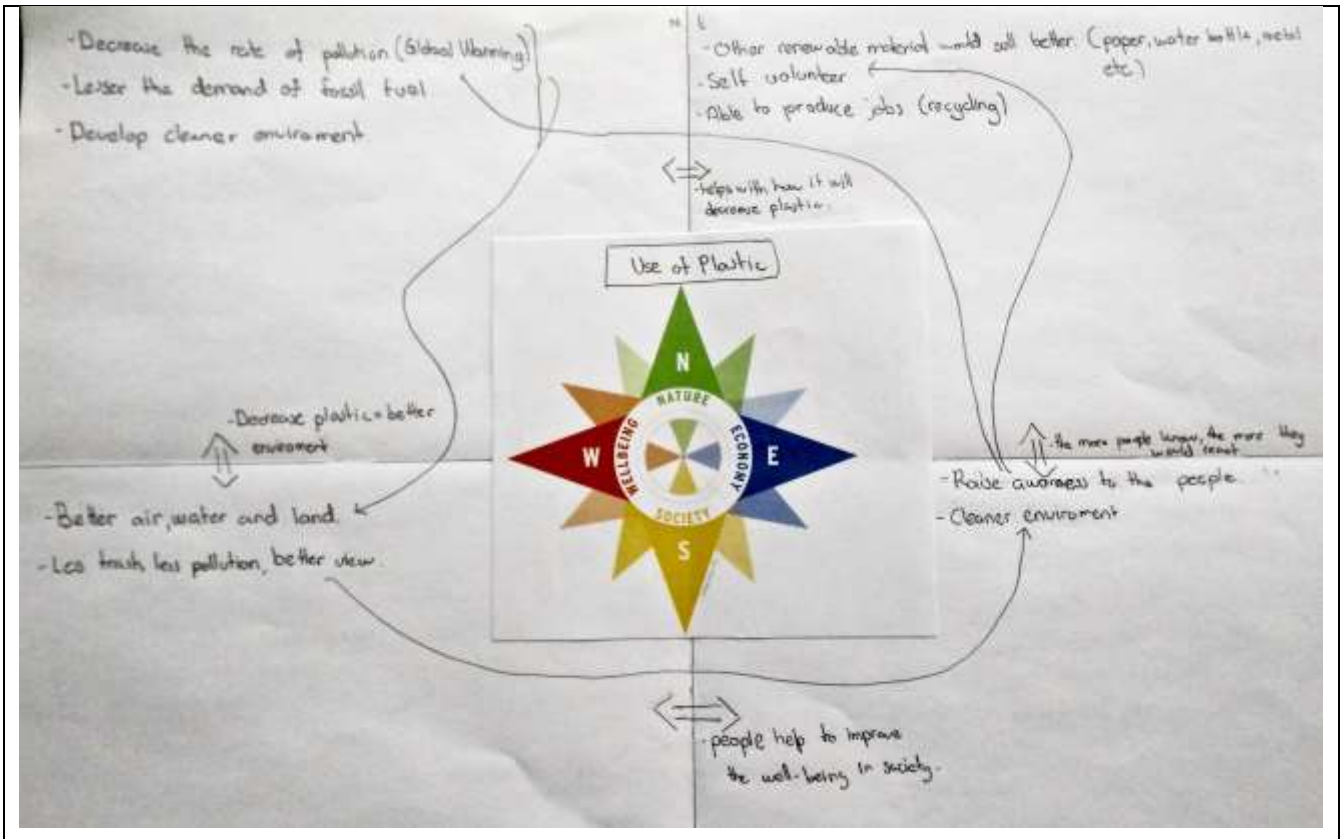
Suggestions for other practitioners and educators:

Go for it!

Evidence and Resource







Lesson plan submitted by: Joneta Loo, 2016, while serving as Individuals and Societies Teacher at Concordian International School

